




HIP BOLT...“the modern deadbolt . . . with a twist”

INSTALLATION INSTRUCTIONS


TOOLS REQUIRED: 3/8" REVERSIBLE DRILL AND A 3/8" DIAMETER DRILL BIT.
INSTALL DRILL BIT INTO DRILL WITH 3 1/2" OF DRILL BIT LENGTH EXPOSED.



1. OPEN DOOR. HOLD RAISED LIP OF DRILL GUIDE AGAINST EDGE OF OVERHEAD DOOR JAMB AND LOCATE AGAINST SIDE OF JAMB AS SHOWN. THE DRILL GUIDE PERFECTLY LOCATES THE HOLE TO BE DRILLED. NO MEASURING OR MARKING REQUIRED.



2. WITH DRILL GUIDE FIRMLY POSITIONED IN UPPER CORNER, DRILL A 3/8" DIAMETER HOLE THRU THE GUIDE HOLE FURTHEST FROM THE SIDE OF THE JAMB (THERE ARE TWO HOLES TO ACCOMMODATE LEFT AND RIGHT HAND HINGED DOORS). DRILL THE HOLE SLOWLY AND ACCURATELY, TAKING CARE TO KEEP THE DRILL STRAIGHT AND PERPENDICULAR TO THE OVERHEAD JAMB. DRILL TO THE FULL DEPTH OF 3 1/2" USING THE DRILL JIG TO ENSURE A FULL 2 1/2" DEEP HOLE IN THE UPPER JAMB.



3. INSTALL DEADBOLT INTO HOLE AS SHOWN. ROTATE BACK AND FORTH TO EASE INSTALLATION AS FIT MAY BE TIGHT. TAKE CARE TO ROTATE DEADBOLT SLOWLY BACK AND FORTH AS O-RING SEAL ENTERS HOLE. (THE O-RING SEAL ENSURES A SNUG FIT THROUGH SEASONAL CHANGES IN TEMPERATURE AND HUMIDITY)




4. DEADBOLT SHOWN FULLY INSTALLED.



5. WITH DEADBOLT ROTATED TO "OPEN" POSITION (JAMB SIDE), CLOSE DOOR AND CHECK FIT OF DEADBOLT IN GAP BETWEEN DOOR AND JAMB. IF DEADBOLT RUBS, THE GAP IS TOO TIGHT AND WILL NEED TO BE ADJUSTED. (TIP: FOR WOOD DOORS, A BELT SANDER MAKES QUICK WORK OF THIS SIMPLE ADJUSTMENT).



6. IF THE GAP BETWEEN THE DOOR AND JAMB IS LARGE, ADJUST THE POSITION OF THE DEADBOLT DOWN TO THE TOP EDGE OF THE DOOR AS SHOWN. LEAVE JUST ENOUGH GAP SO THE DEADBOLT DOES NOT RUB THE DOOR WHEN IT IS OPENED AND CLOSED. (KEEPING A MINIMAL GAP BETWEEN THE DEADBOLT AND THE TOP OF THE DOOR GREATLY IMPROVES THE STRENGTH AND ABILITY OF THE DEADBOLT TO RESIST FORCED ENTRY).



7. TO ACTIVATE, ROTATE DEADBOLT AWAY FROM JAMB UNTIL IT RESTS AGAINST THE SURFACE OF THE DOOR AS SHOWN ("CLOSED" POSITION).



8. DOOR IS NOW SECURE AND CANNOT BE OPENED WITHOUT FULL ROTATION OF DEADBOLT TO "OPEN" POSITION. ENJOY YOUR HIP BOLT KNOWING THAT YOUR DOOR IS SECURE AND YOUR CHILDREN ARE SAFE.